Principalii indicatori ai conturilor internaționale

Contul curent

	2019-III	2020-III	FPP%
Contul curent, US$ mil.	-371	-333	-10
Contul curent / PIB	-10,2	-9,1	-11

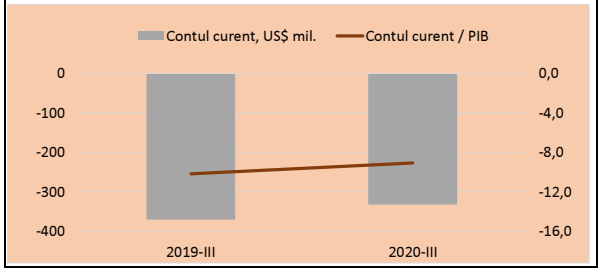

Remiterile personale

	2019-III	2020-III	FPP%		ponderea 2019-III %	ponderea 2020-III %
Remiteri personale	463	471	2			
UE	203	228	12	UE	44	48
CSI	135	86	-36	CSI	29	18
Alte țări	124	157	26	Alte țări	27	34

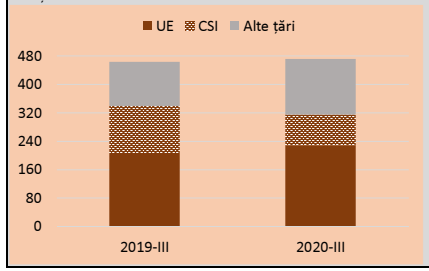

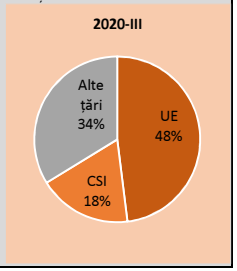

Transferurile bancare de peste hotare în favoarea persoanelor fizice

	2019-III	2020-III	FPP%		ponderea 2019-III %	ponderea 2020-III %
Transferuri	315	424	35			
UE	125	197	58	UE	40	47
CSI	72	66	-9	CSI	23	15
Alte țări	118	161	37	Alte țări	37	38

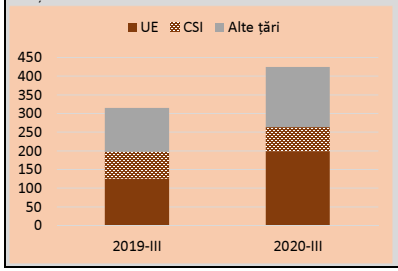

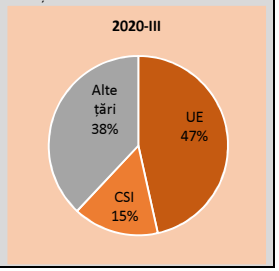

Comerțul exterior

	2019-III	2020-III	FPP%
Export de bunuri și servicii (BP)	927	774	-17
Import de bunuri și servicii (BP)	-1 716	-1 566	-9
Balanța	-789	-792	0

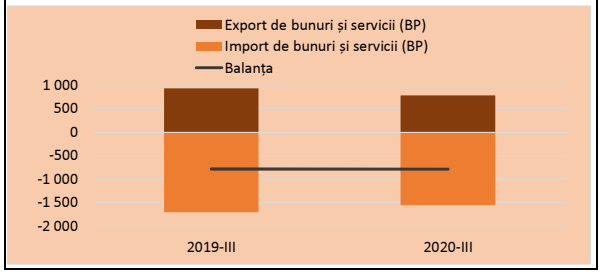

Comerțul exterior

	2019-III	2020-III	FPP%		ponderea 2019-III %	ponderea 2020-III %
Export de bunuri (BNS ajustat)	495	423	-14			
UE	296	275	-7	UE	60	65
CSI	99	81	-18	CSI	20	19
Alte țări	100	67	-33	Alte țări	20	16

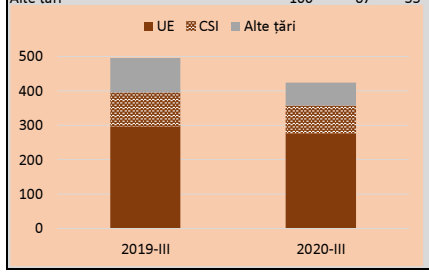

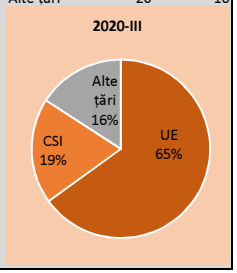

Investițiile directe

	2020-II	2020-III	FPP%		ponderea 30.06. 2020, %	ponderea 30.09. 2020, %
ISD nete, flux	-23	24	-	UE	82	82
	30.06. 2020	30.09. 2020		CSI	12	12
ISD, stoc	4 691	4 814	3	Alte țări	6	6
ISD, capital propriu, stoc	2 840	2 952	4			

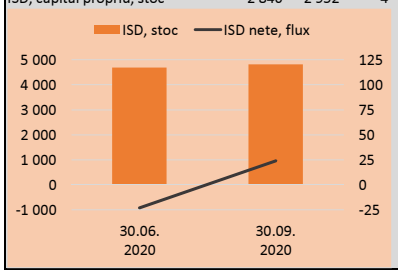

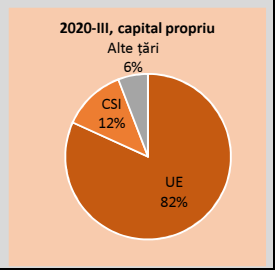

Comerțul exterior

	2019-III	2020-III	FPP%
Export de bunuri (BP)	516	439	-15
Import de bunuri (BP, FOB)	-1 381	-1 346	-3
Balanța	-865	-907	5

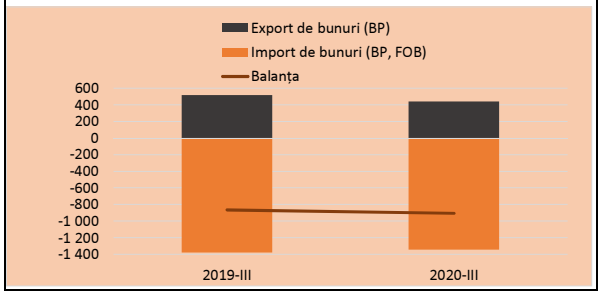

Comerțul exterior

	2019-III	2020-III	FPP%		ponderea 2019-III %	ponderea 2020-III %
Import de bunuri (BNS ajustat, CIF)	1 365	1 346	-1			
UE	754	685	-9	UE	55	51
CSI	362	401	11	CSI	26	30
Alte țări	250	259	4	Alte țări	19	19

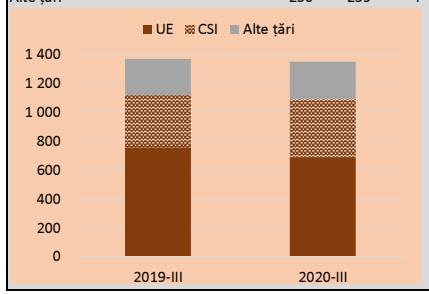

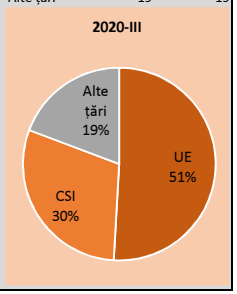

Datoria externă
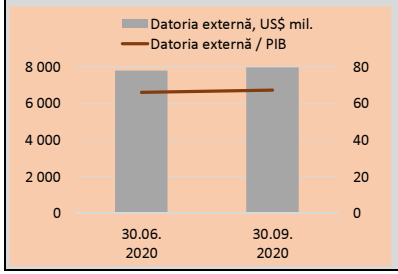
	30.06. 2020	30.09. 2020	FPP%		ponderea 30.06. 2020, %	ponderea 30.09. 2020, %
Datoria externă, US$ mil.	7 775	7 950	2			
Datoria externă / PIB	66	67	2	Organizații	90	92
Dat. publică și public garantată	**2 147**	**2 205**	**3**	UE bilaterale	5	3
				CSI bilaterale	1	1
				Alți creditori	4	4